

BOOTHS - UNIVERSAL
(INDOOR-OUTDOOR) KS-16797
IDENTIFICATION

1. GENERAL

1.001 This addendum supplements Section 508-230-100, Issue 3.

1.002 This addendum is issued to:

- Change part number of the double-pole single throw circuit breaker which is installed in the junction box.
- Add information on KS-20224 dome stop.

6. JUNCTION BOX (Fig. 4)

The following supplemental information applies to Part 6 of the section:

(a) 6.02 - revised

6.02 A double-pole single throw circuit breaker may be installed in the junction box if required. The circuit breaker must be ordered separately from Heinemann Electric Co., *No. 2912, 10 amp, 120 volts ac, Curve 3.*

15. KS-20224 DOME STOP (Added)

15.01 The KS-20224 dome stop (Fig. 14) is a spring-loaded device, designed to mount along the door track to prevent the dome from falling when the fasteners are released.

15.02 Install dome stop on upper edge of door track as shown in Fig. 15 and tighten the two set screws.

15.03 To lower the dome, push up on dome stop as shown in Fig. 16. After the dome is lowered, release the stop.

15.04 The dome stop is not furnished and must be ordered separately.




Fig. 14—KS-20224 Dome Stop




Fig. 15—KS-20224 Dome Stop, Installed




Fig. 16—Releasing Dome Stop